Business - CA LLC Pass-through entity (PTE) elective tax (AB-150)

Important

You will want to ensure you print the last page of the form or the confirmation page to PDF and upload to your shared folder. Emailed confirms do not always contain enough information.

1. Prepare your company entity ID number (You can skip this step and go to step 3 if you already know it)

Go to California secretary of state website by this link https://bizfileonline.sos.ca.gov/search/business and you can start typing your company name in the search field provided

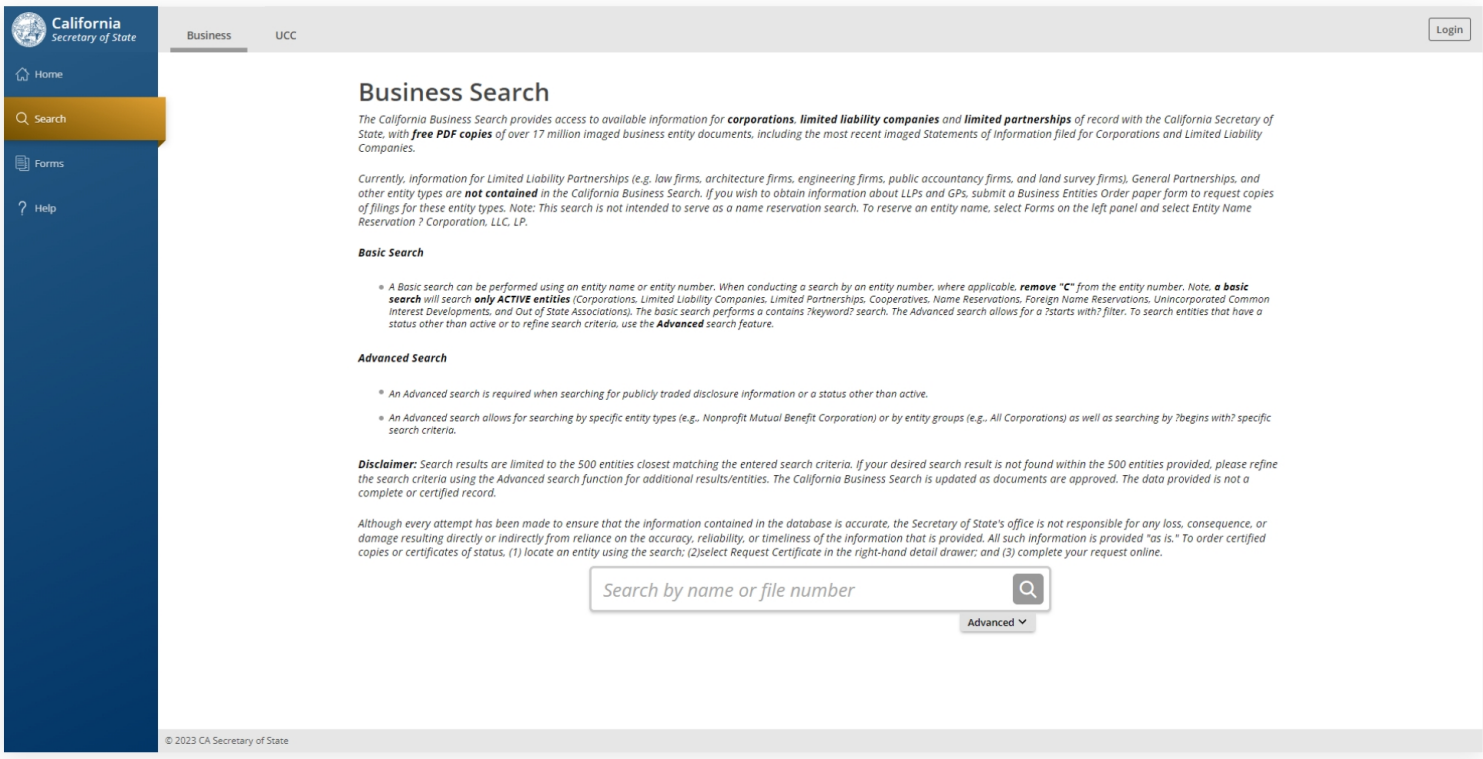

Business Search

*The California Business Search provides access to available information for **corporations**, **limited liability companies** and **limited partnerships** of record with the California Secretary of State, with **free PDF copies** of over 17 million imaged business entity documents, including the most recent imaged Statements of Information filed for Corporations and Limited Liability Companies.*

*Currently, information for Limited Liability Partnerships (e.g. law firms, architecture firms, engineering firms, public accountancy firms, and land survey firms), General Partnerships, and other entity types are **not contained** in the California Business Search. If you wish to obtain information about LLPs and GPs, submit a Business Entities Order paper form to request copies of filings for these entity types. Note: This search is not intended to serve as a name reservation search. To reserve an entity name, select Forms on the left panel and select Entity Name Reservation ? Corporation, LLC, LP.*

Basic Search

- *A Basic search can be performed using an entity name or entity number. When conducting a search by an entity number, where applicable, **remove "C"** from the entity number. Note, **a basic search** will search **only ACTIVE entities** (Corporations, Limited Liability Companies, Limited Partnerships, Cooperatives, Name Reservations, Foreign Name Reservations, Unincorporated Common Interest Developments, and Out of State Associations). The basic search performs a contains ?keyword? search. The Advanced search allows for a ?starts with? filter. To search entities that have a status other than active or to refine search criteria, use the **Advanced** search feature.*

Advanced Search

- *An Advanced search is required when searching for publicly traded disclosure information or a status other than active.*
- *An Advanced search allows for searching by specific entity types (e.g., Nonprofit Mutual Benefit Corporation) or by entity groups (e.g., All Corporations) as well as searching by ?begins with? specific search criteria.*

***Disclaimer:** Search results are limited to the 500 entities closest matching the entered search criteria. If your desired search result is not found within the 500 entities provided, please refine the search criteria using the Advanced search function for additional results/entities. The California Business Search is updated as documents are approved. The data provided is not a complete or certified record.*

Although every attempt has been made to ensure that the information contained in the database is accurate, the Secretary of State's office is not responsible for any loss, consequence, or damage resulting directly or indirectly from reliance on the accuracy, reliability, or timeliness of the information that is provided. All such information is provided "as is." To order certified copies or certificates of status, (1) locate an entity using the search; (2)select Request Certificate in the right-hand detail drawer; and (3) complete your request online.

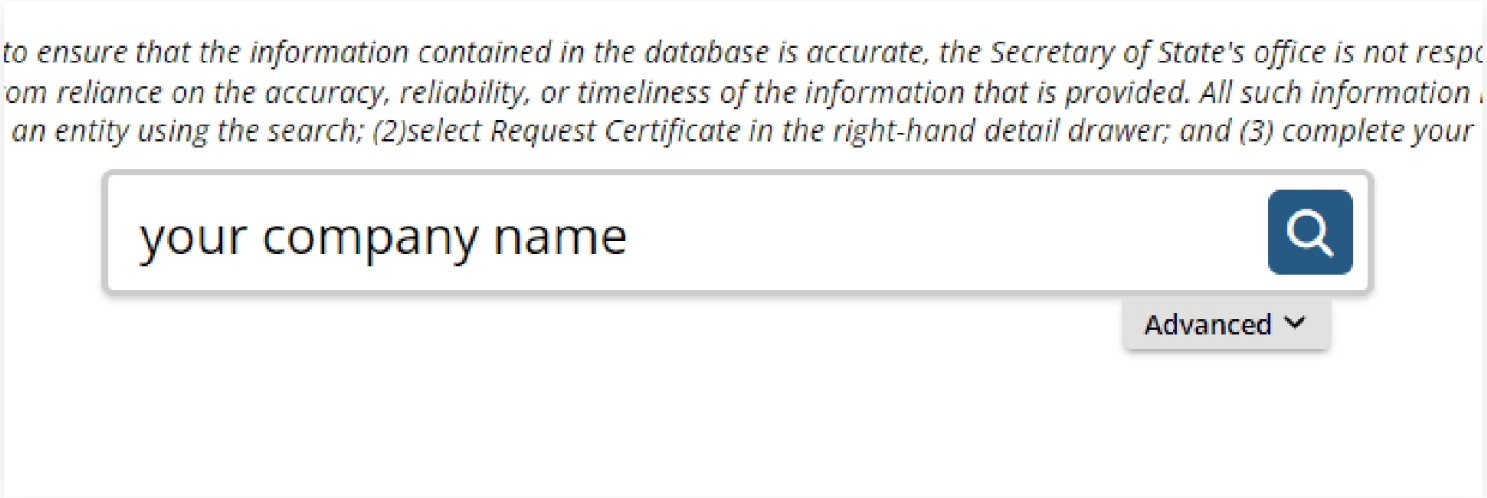

to ensure that the information contained in the database is accurate, the Secretary of State's office is not respc
om reliance on the accuracy, reliability, or timeliness of the information that is provided. All such information
an entity using the search; (2)select Request Certificate in the right-hand detail drawer; and (3) complete your

2. Save your company entity ID number

Save your company entity ID number, You can also click on your company name in the search results table, to see more detailed information about your company. The company detailed information will show up on the right sidebar after you click the company name

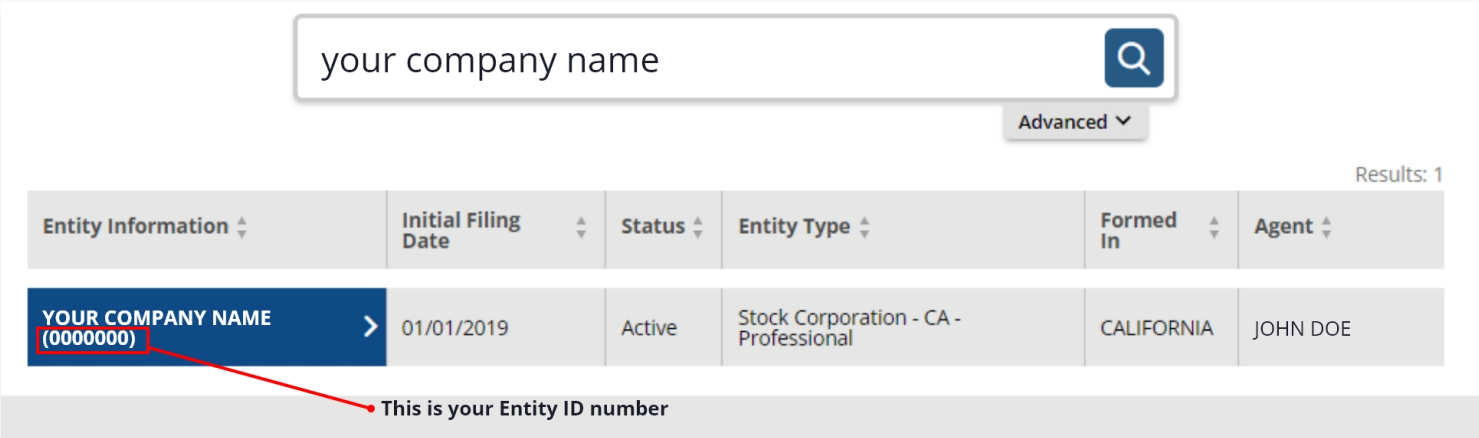

Entity Information	Initial Filing Date	Status	Entity Type	Formed In	Agent
YOUR COMPANY NAME (0000000)	01/01/2019	Active	Stock Corporation - CA - Professional	CALIFORNIA	JOHN DOE

This is your Entity ID number

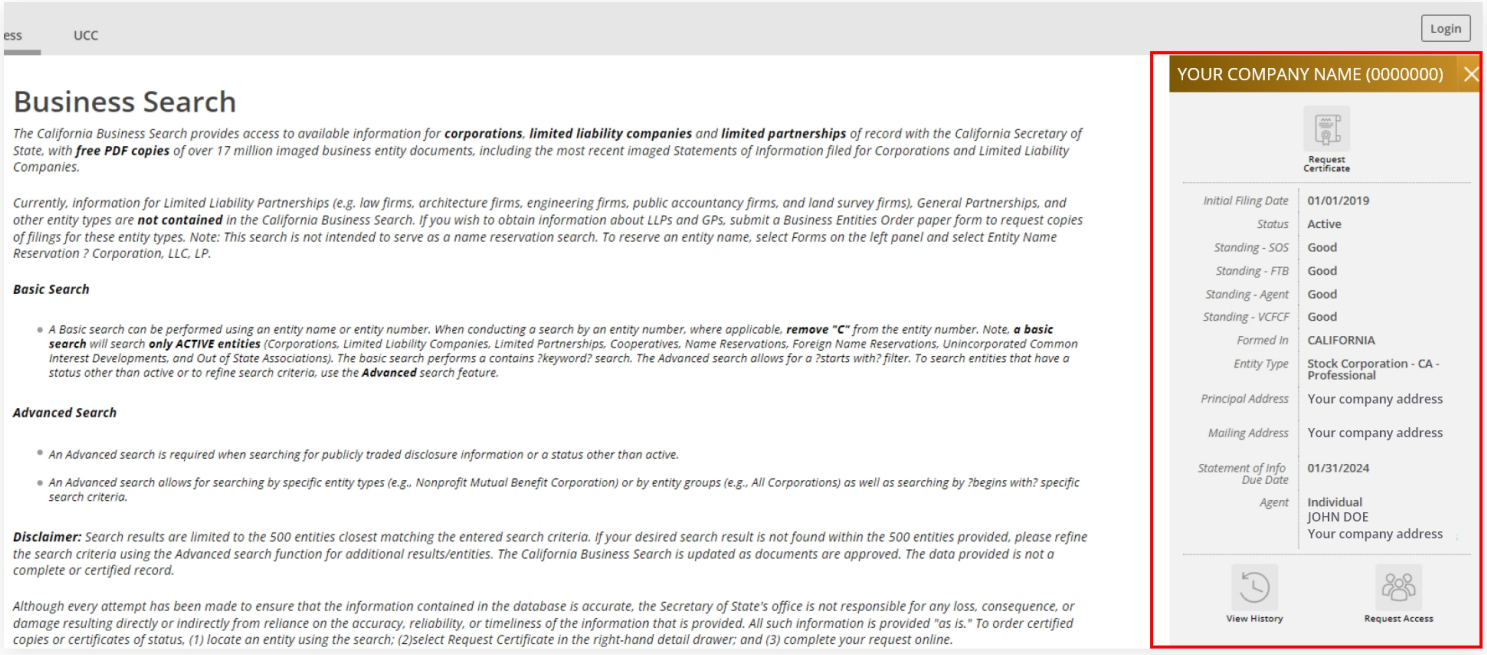

Business Search

*The California Business Search provides access to available information for **corporations**, **limited liability companies** and **limited partnerships** of record with the California Secretary of State, with **free PDF copies** of over 17 million imaged business entity documents, including the most recent imaged Statements of Information filed for Corporations and Limited Liability Companies.*

*Currently, information for Limited Liability Partnerships (e.g. law firms, architecture firms, engineering firms, public accountancy firms, and land survey firms), General Partnerships, and other entity types are **not contained** in the California Business Search. If you wish to obtain information about LLPs and GPs, submit a Business Entities Order paper form to request copies of filings for these entity types. Note: This search is not intended to serve as a name reservation search. To reserve an entity name, select Forms on the left panel and select Entity Name Reservation ? Corporation, LLC, LP.*

Basic Search

- *A Basic search can be performed using an entity name or entity number. When conducting a search by an entity number, where applicable, **remove "C"** from the entity number. Note, **a basic search** will search **only ACTIVE entities** (Corporations, Limited Liability Companies, Limited Partnerships, Cooperatives, Name Reservations, Foreign Name Reservations, Unincorporated Common Interest Developments, and Out of State Associations). The basic search performs a contains ?keyword? search. The Advanced search allows for a ?starts with? filter. To search entities that have a status other than active or to refine search criteria, use the **Advanced** search feature.*

Advanced Search

- *An Advanced search is required when searching for publicly traded disclosure information or a status other than active.*
- *An Advanced search allows for searching by specific entity types (e.g., Nonprofit Mutual Benefit Corporation) or by entity groups (e.g., All Corporations) as well as searching by ?begins with? specific search criteria.*

***Disclaimer:** Search results are limited to the 500 entities closest matching the entered search criteria. If your desired search result is not found within the 500 entities provided, please refine the search criteria using the Advanced search function for additional results/entities. The California Business Search is updated as documents are approved. The data provided is not a complete or certified record.*

Although every attempt has been made to ensure that the information contained in the database is accurate, the Secretary of State's office is not responsible for any loss, consequence, or damage resulting directly or indirectly from reliance on the accuracy, reliability, or timeliness of the information that is provided. All such information is provided "as is." To order certified copies or certificates of status, (1) locate an entity using the search; (2)select Request Certificate in the right-hand detail drawer; and (3) complete your request online.

YOUR COMPANY NAME (0000000)

Initial Filing Date	01/01/2019
Status	Active
Standing - SOS	Good
Standing - FTB	Good
Standing - Agent	Good
Standing - VCFCF	Good
Formed In	CALIFORNIA
Entity Type	Stock Corporation - CA - Professional
Principal Address	Your company address
Mailing Address	Your company address
Statement of Info Due Date	01/31/2024
Agent	Individual JOHN DOE Your company address

3. Go to California Franchise Tax Board website

Go to this link https://www.ftb.ca.gov/pay/bank-account/index.asp to pay by bank account (Web Pay) and then select "Use Web Pay Business" button

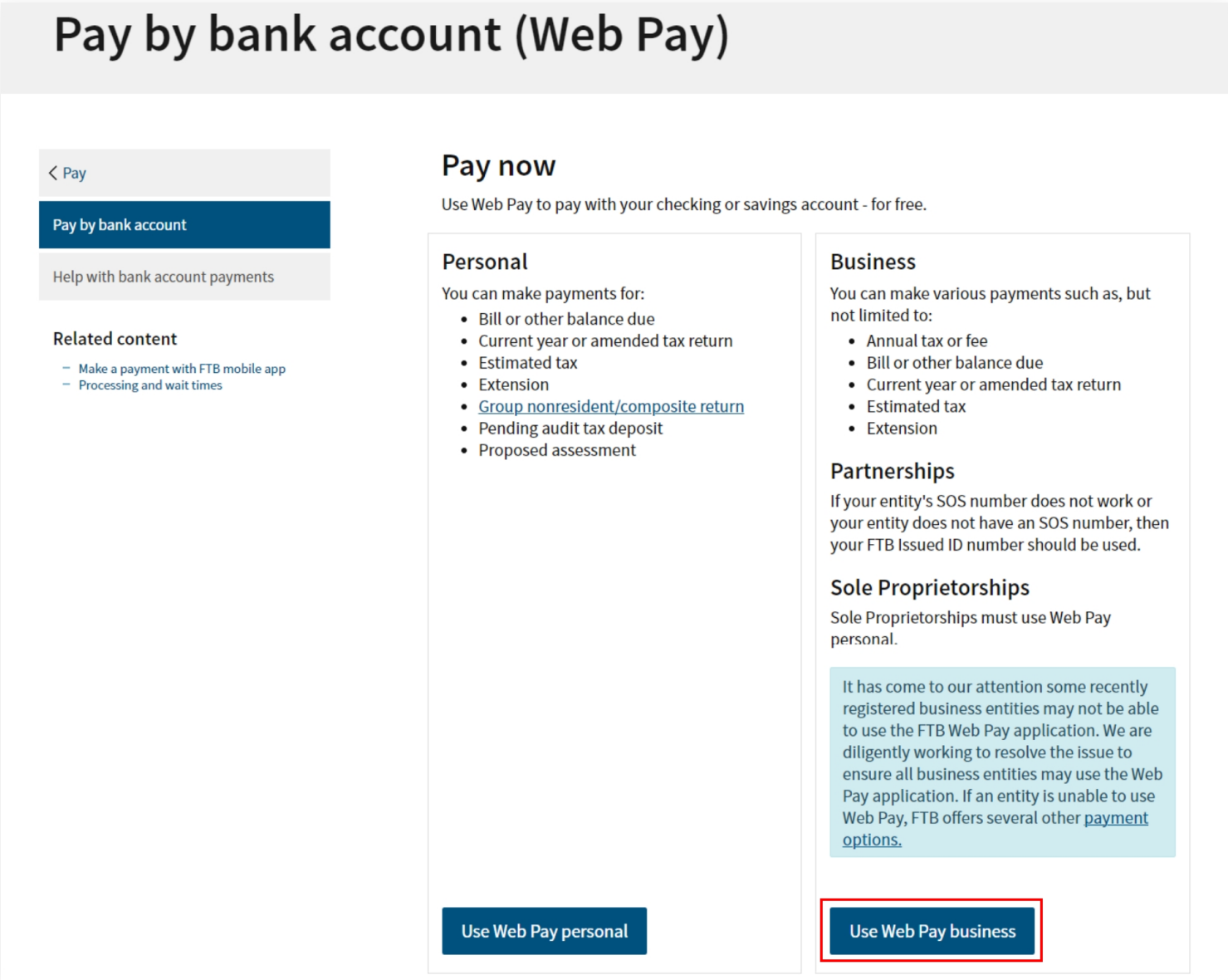
Pay by bank account (Web Pay)

Related content

- Make a payment with FTB mobile app
- Processing and wait times

Pay now

Use Web Pay to pay with your checking or savings account - for free.

Personal

You can make payments for:

- Bill or other balance due
- Current year or amended tax return
- Estimated tax
- Extension
- Group nonresident/composite return
- Pending audit tax deposit
- Proposed assessment

Business

You can make various payments such as, but not limited to:

- Annual tax or fee
- Bill or other balance due
- Current year or amended tax return
- Estimated tax
- Extension

Partnerships

If your entity's SOS number does not work or your entity does not have an SOS number, then your FTB Issued ID number should be used.

Sole Proprietorships

Sole Proprietorships must use Web Pay personal.

It has come to our attention some recently registered business entities may not be able to use the FTB Web Pay application. We are diligently working to resolve the issue to ensure all business entities may use the Web Pay application. If an entity is unable to use Web Pay, FTB offers several other payment options.

4. Start filling out form

Select Limited Liability Company (LLC) for the Entity Type field, enter your company's Entity ID, and then click the login button. After that enter your contact information to the form field, and then click continue button

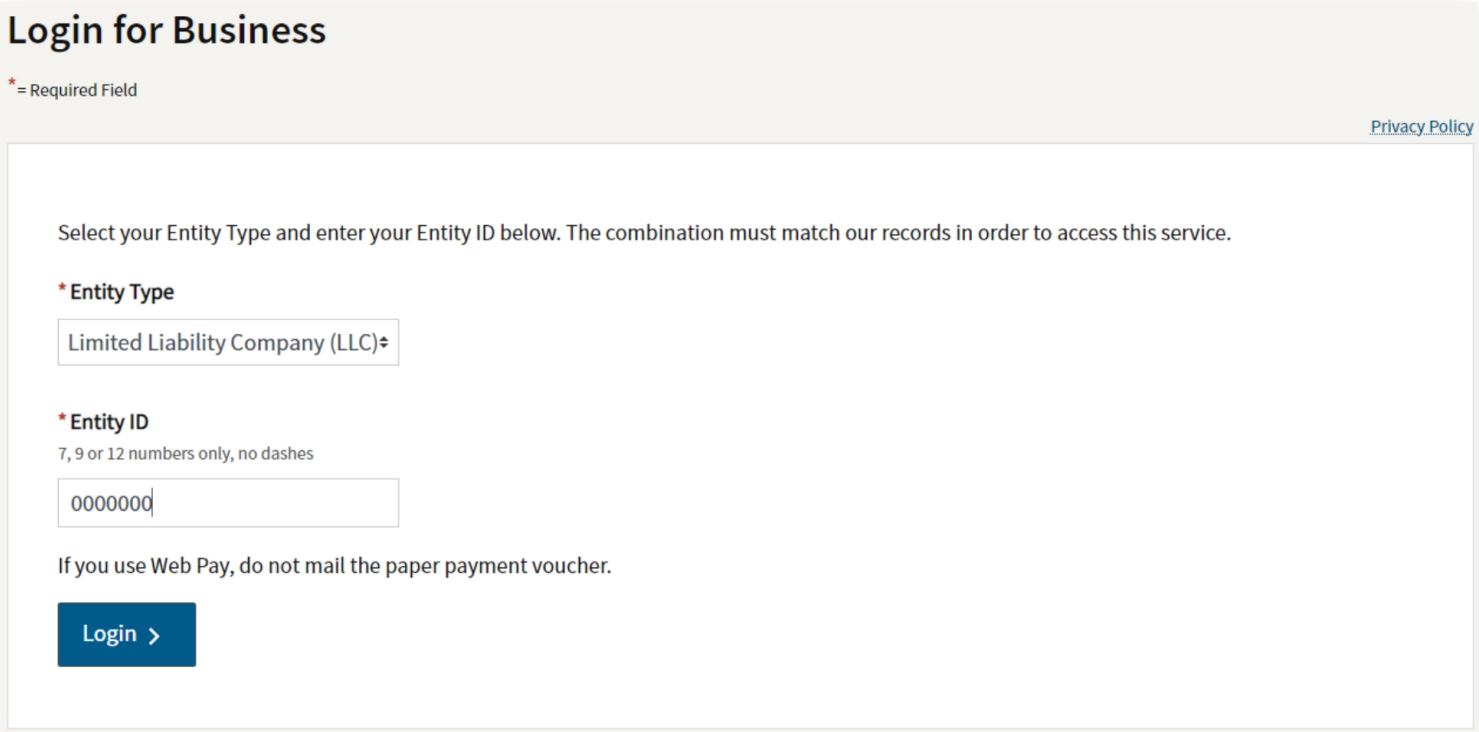

Login for Business

*= Required Field

Privacy Policy

Select your Entity Type and enter your Entity ID below. The combination must match our records in order to access this service.

*Entity Type

Limited Liability Company (LLC)

*Entity ID

7, 9 or 12 numbers only, no dashes

0000000

If you use Web Pay, do not mail the paper payment voucher.

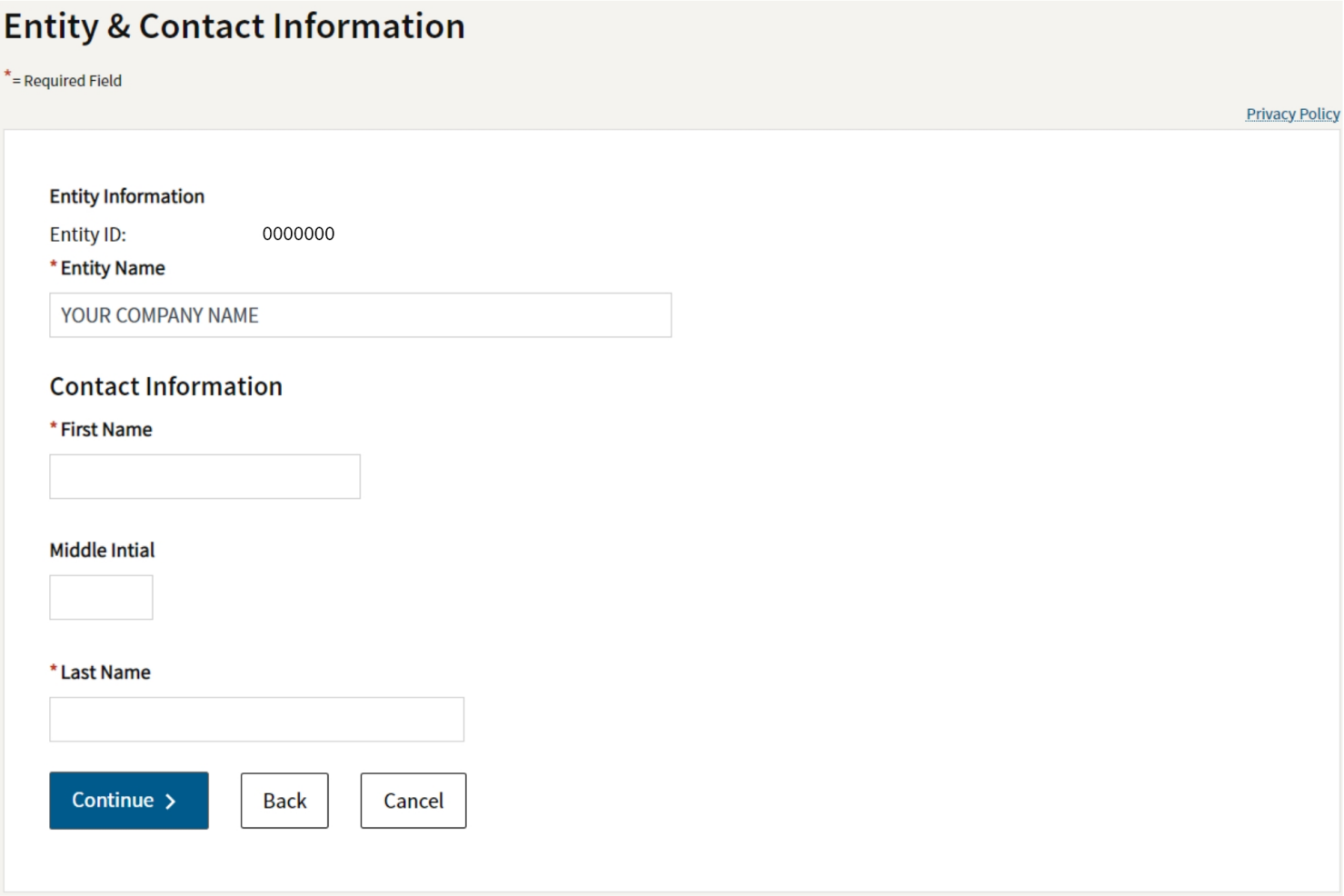

Entity & Contact Information

*= Required Field

Privacy Policy

Entity Information

Entity ID: 0000000

*Entity Name

YOUR COMPANY NAME

Contact Information

*First Name

Middle Intial

*Last Name

5. Payment Type

Select Pass-Through Entity Elective Tax (Form 3893) for the Payment Type.

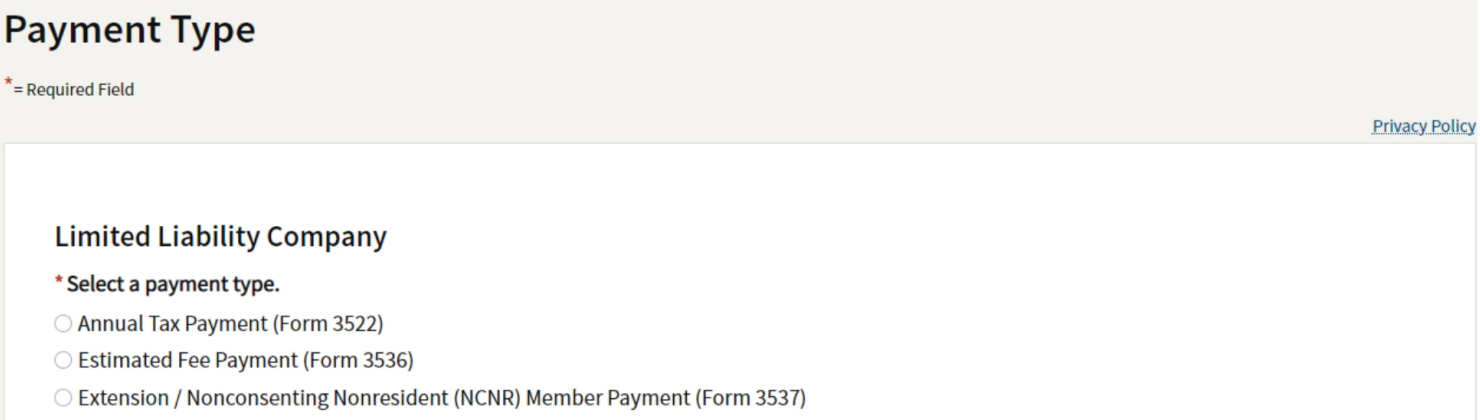

Payment Type

*= Required Field

Privacy Policy

Limited Liability Company

*Select a payment type.

○ Annual Tax Payment (Form 3522)
○ Estimated Fee Payment (Form 3536)
○ Extension / Nonconsenting Nonresident (NCNR) Member Payment (Form 3537)

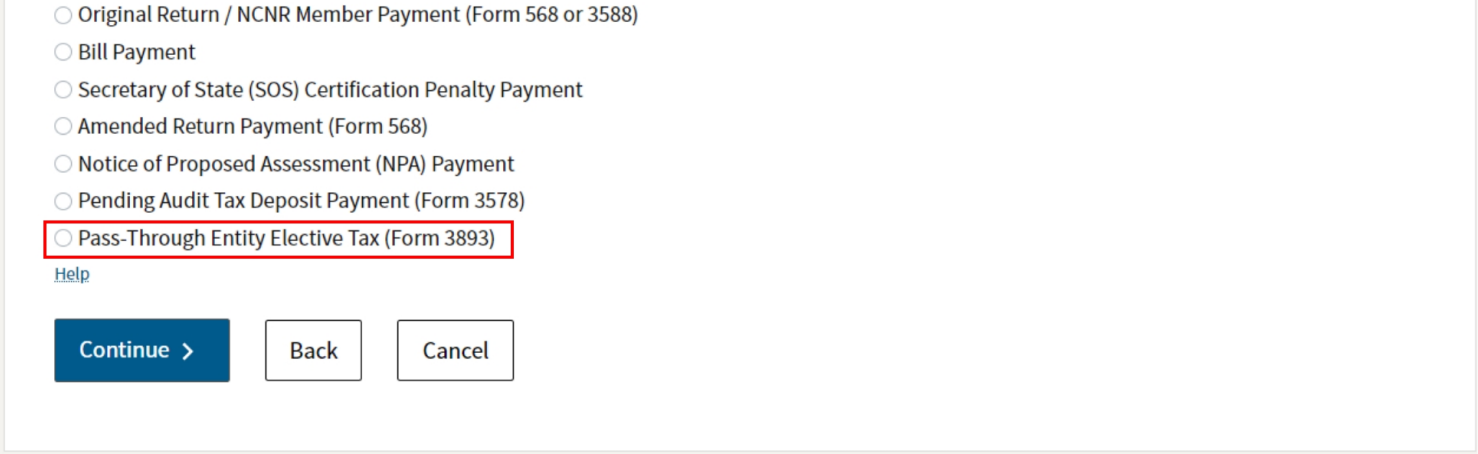

○ Original Return / NCNR Member Payment (Form 568 or 3588)
○ Bill Payment
○ Secretary of State (SOS) Certification Penalty Payment
○ Amended Return Payment (Form 568)
○ Notice of Proposed Assessment (NPA) Payment
○ Pending Audit Tax Deposit Payment (Form 3578)
○ Pass-Through Entity Elective Tax (Form 3893)

6. Fill out the rest of the form

Fill out the rest of the form for payment information field and bank information field correctly

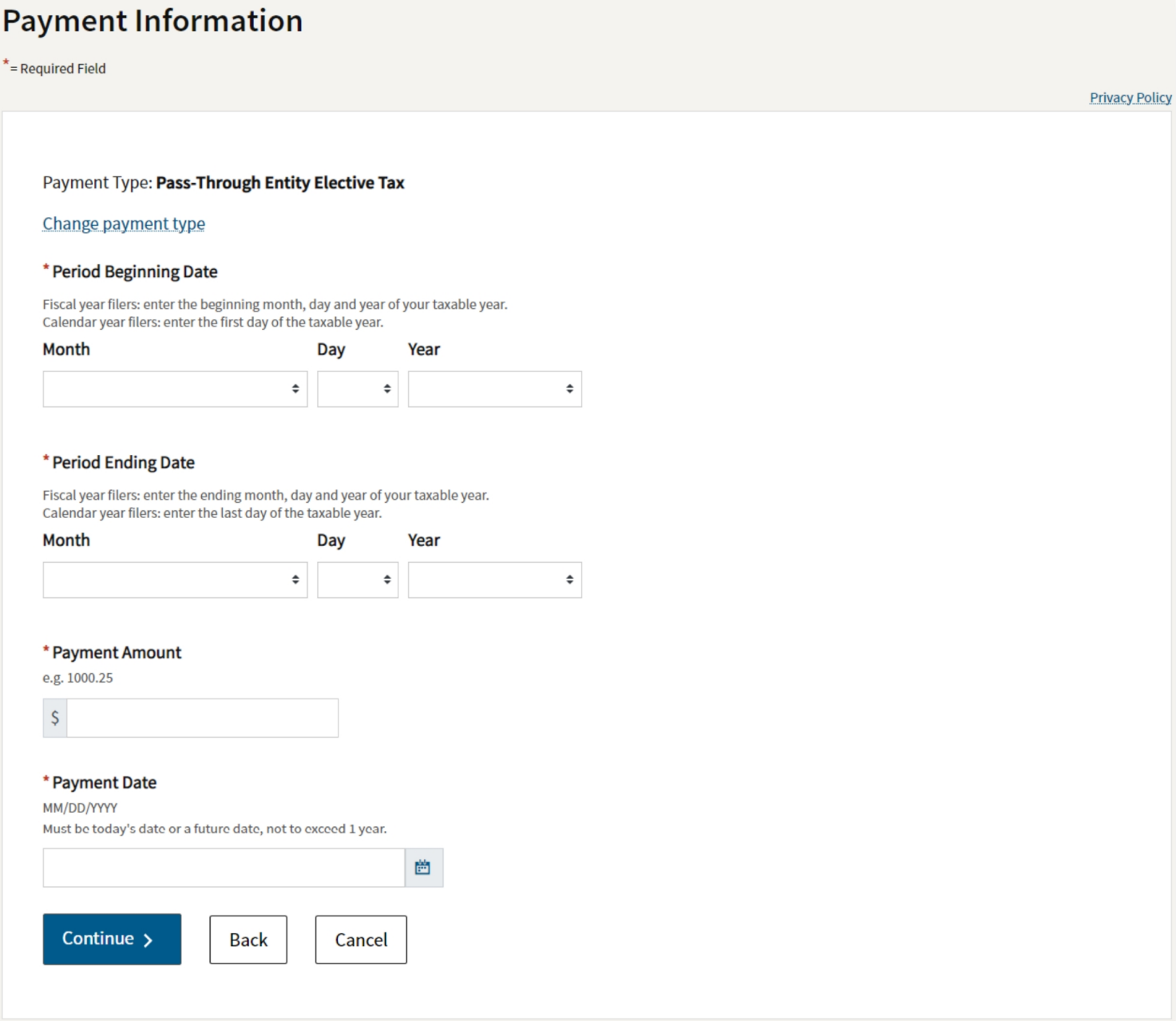

Payment Information

*= Required Field

Privacy Policy

Payment Type: **Pass-Through Entity Elective Tax**

Change payment type

* **Period Beginning Date**

Fiscal year filers: enter the beginning month, day and year of your taxable year.
Calendar year filers: enter the first day of the taxable year.

Month **Day** **Year**

* **Period Ending Date**

Fiscal year filers: enter the ending month, day and year of your taxable year.
Calendar year filers: enter the last day of the taxable year.

Month **Day** **Year**

* **Payment Amount**

e.g. 1000.25

$

* **Payment Date**

MM/DD/YYYY
Must be today's date or a future date, not to exceed 1 year.

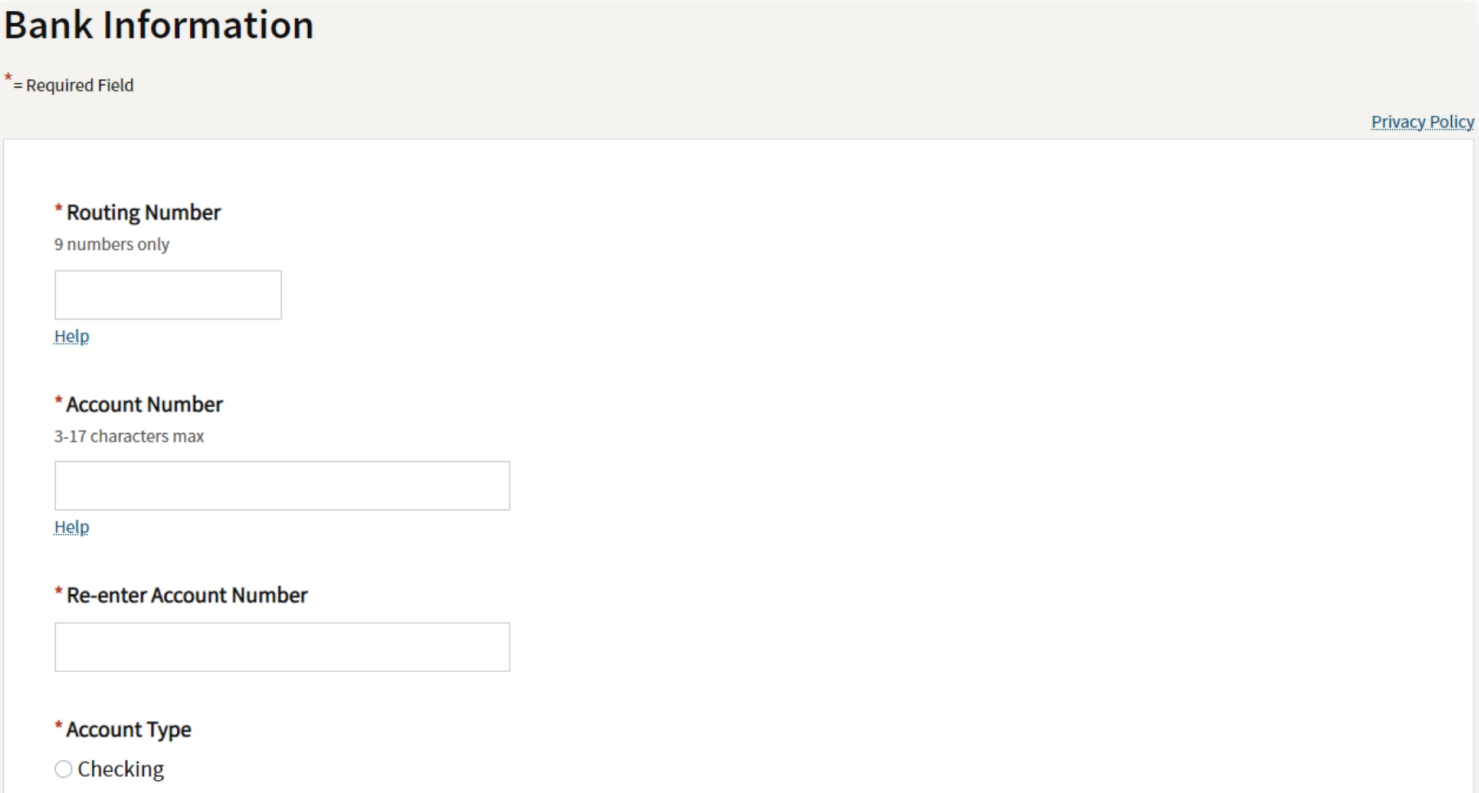

Bank Information

*= Required Field

Privacy Policy

* **Routing Number**

9 numbers only

Help

* **Account Number**

3-17 characters max

Help

* **Re-enter Account Number**

* **Account Type**

○ Checking



7. Print as PDF

You will want to ensure you print the last page of the form or the confirmation page to PDF and upload to your shared folder. Emailed confirms do not always contain enough information.

You can do this by right click on the confirmation page, select "Print", and then save as PDF.

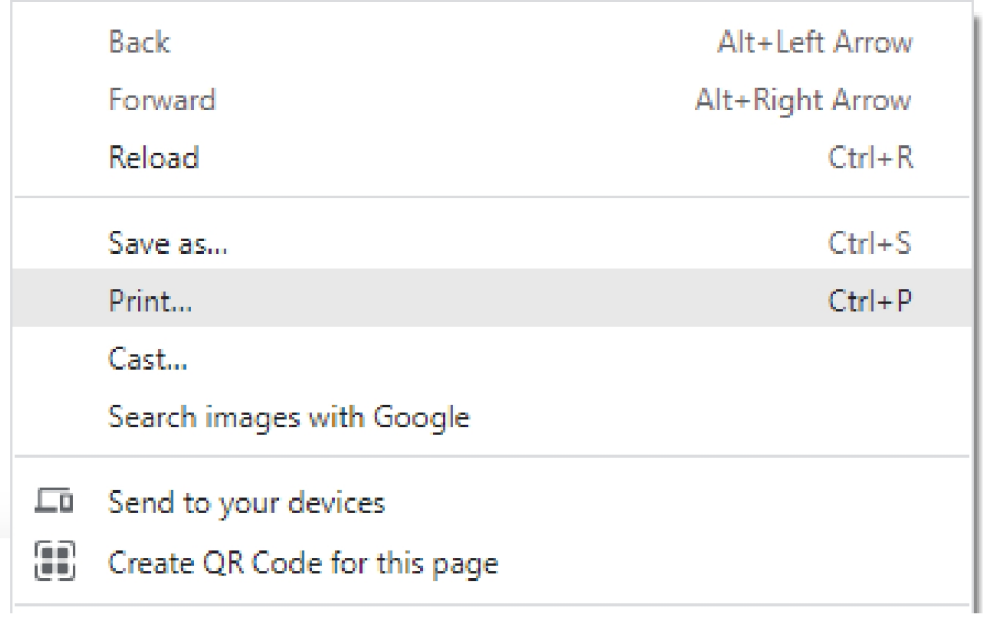

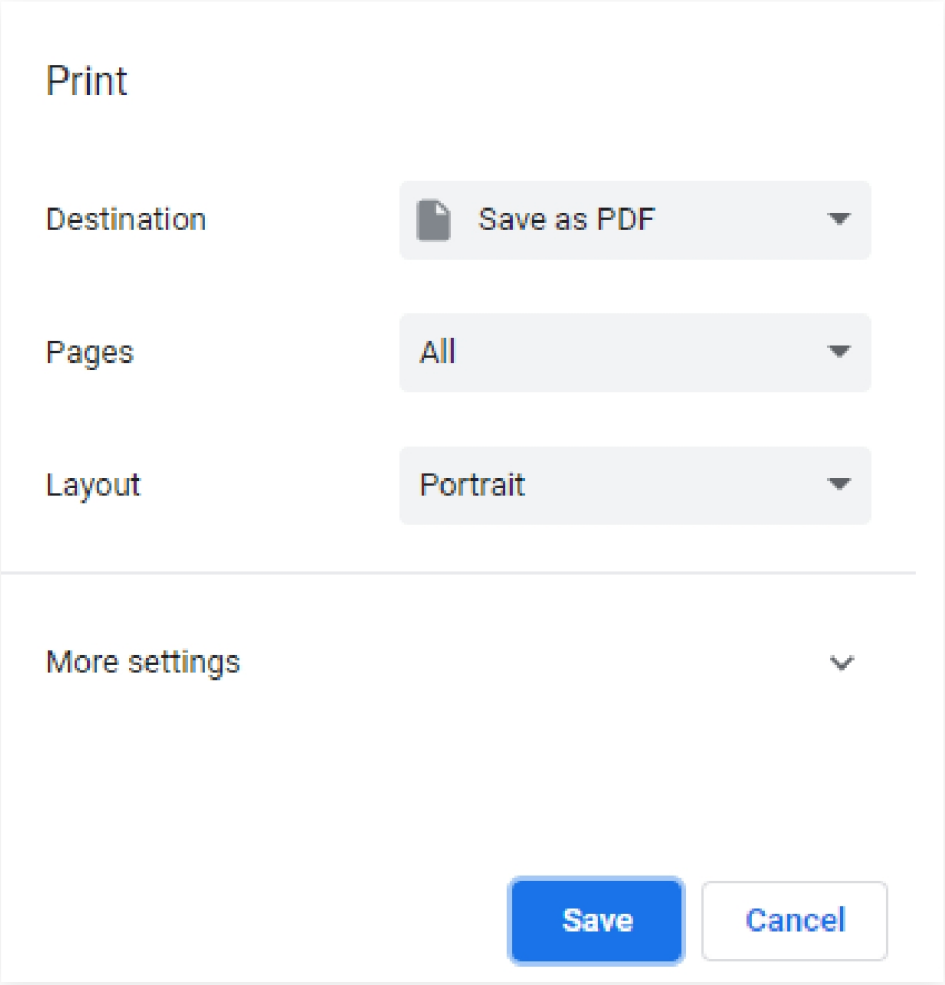
Print

Destination: Save as PDF

Pages: All

Layout: Portrait